

Scaled data based on original data using
LM-79-08 Approved Method: Electrical and Photometric Measurements of Solid-
State Lighting Products

Test Report Prepared for
Cooper Lighting Solutions
(formerly Eaton)

Brand: INVUE

Report Number: P675140

Luminaire Tested: **CCW-SA-2B-750-U-T4FT**

Issue Date: 04/25/2023



Test Information

Test Method: LM-79-08
Report Number: P675140
Test Lab: INNOVATION CENTER(G1)
Issue Date: 04/25/2023
Manufacturer: COOPER LIGHTING SOLUTIONS (FORMERLY EATON)
Product Line: INVUE
Catalog Number: CCW-SA-2B-750-U-T4FT
Description: INVUE CLEAR CURVE Wall Pack MOUNT LIGHT SQUARE LUMINAIRE @450mA w/
T4FT distribution lens
Light Source: (32) 5000K CCT, 70 CRI LEDS
Ballast/Driver: ELECTRONIC DRIVER

Summary

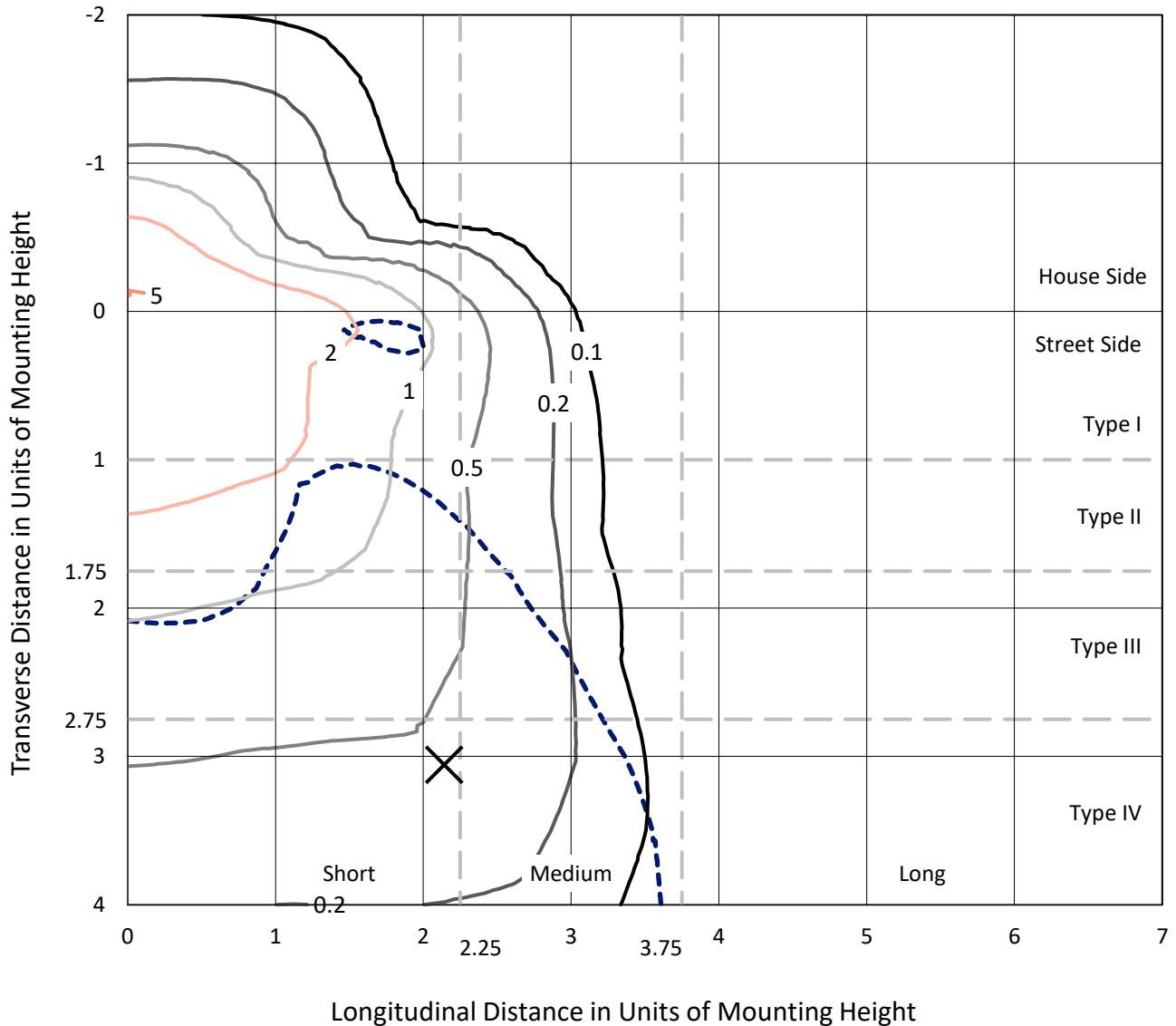
Lumens per Lamp: N/A
Luminaire Lumens: 7060 lumens
Efficiency: N/A
Efficacy: 153.5 lumens/watt
Luminous Opening: Rectangular (W 1' x L: 1' x H: 0')
IES Classification: Type IV - Short
BUG Rating: B1 - U0 - G2

Input Watts (W): 46
Input Voltage (V): 120
Input Current (Ain): NR
Voltage Rise (V): NR
Power Factor: NR
Total Harmonic Distortion (THDi): NR
Frequency (hertz): 60
Stabilization Time: NR
Operation Time: NR
Ambient Temperature (°C): NR
Test Distance: 25 FT

REPORT NUMBER: P675140
 CATALOG NUMBER: CCW-SA-2B-750-U-T4FT

Iso-Footcandle Lines of Horizontal Illumination

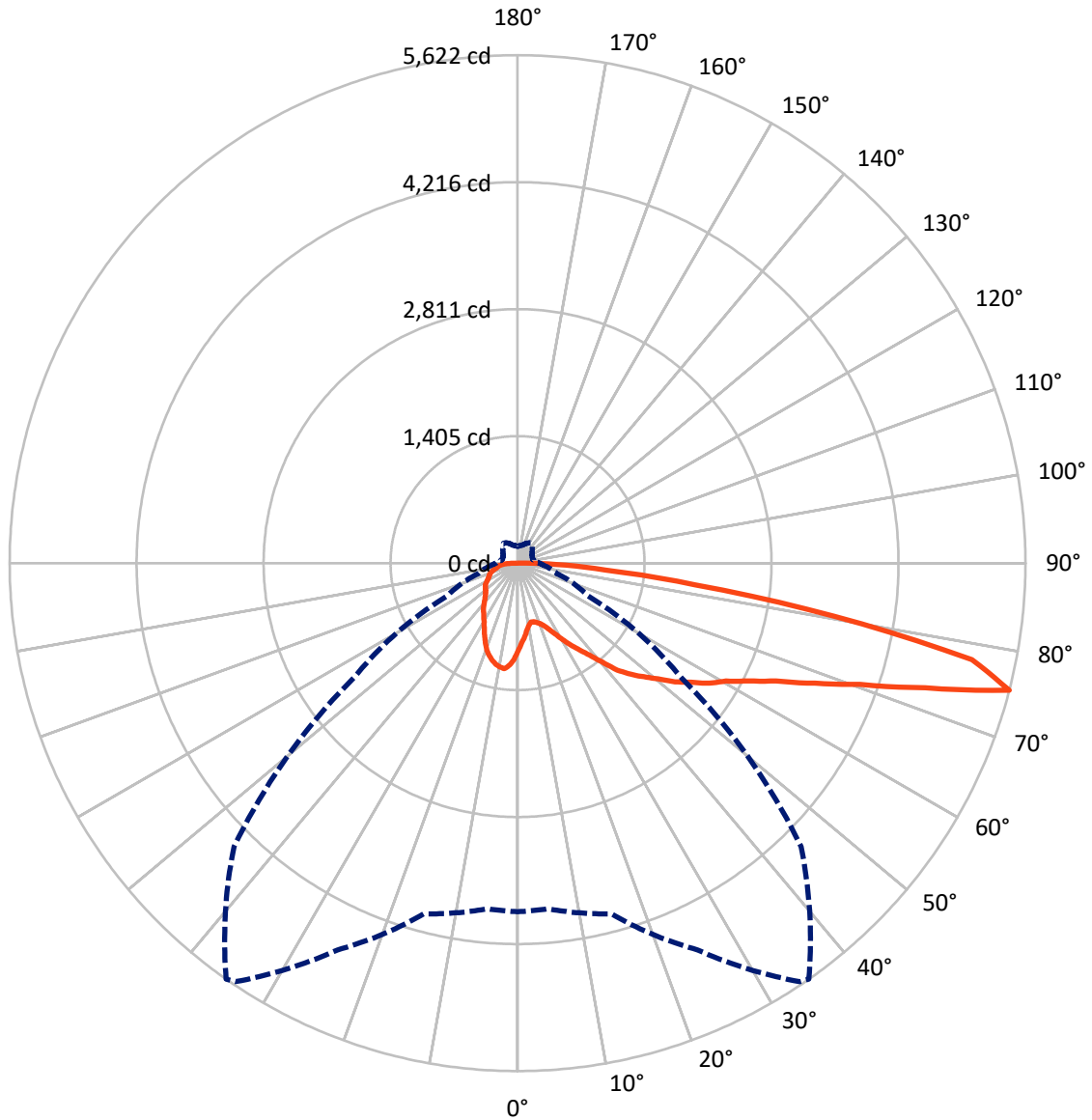
× Max cd
 - - - 1/2 Max cd



Based on 15 foot mounting height. Maximum calculated value = 5.1 fc
 Type IV - Short - N/A

REPORT NUMBER: P675140
CATALOG NUMBER: CCW-SA-2B-750-U-T4FT

Luminous Intensity Polar Plot



— Vertical Plane Through 35-Deg Lateral - - - Horizontal Cone Through 75-Deg Vertical



REPORT NUMBER: P675140
 CATALOG NUMBER: CCW-SA-2B-750-U-T4FT

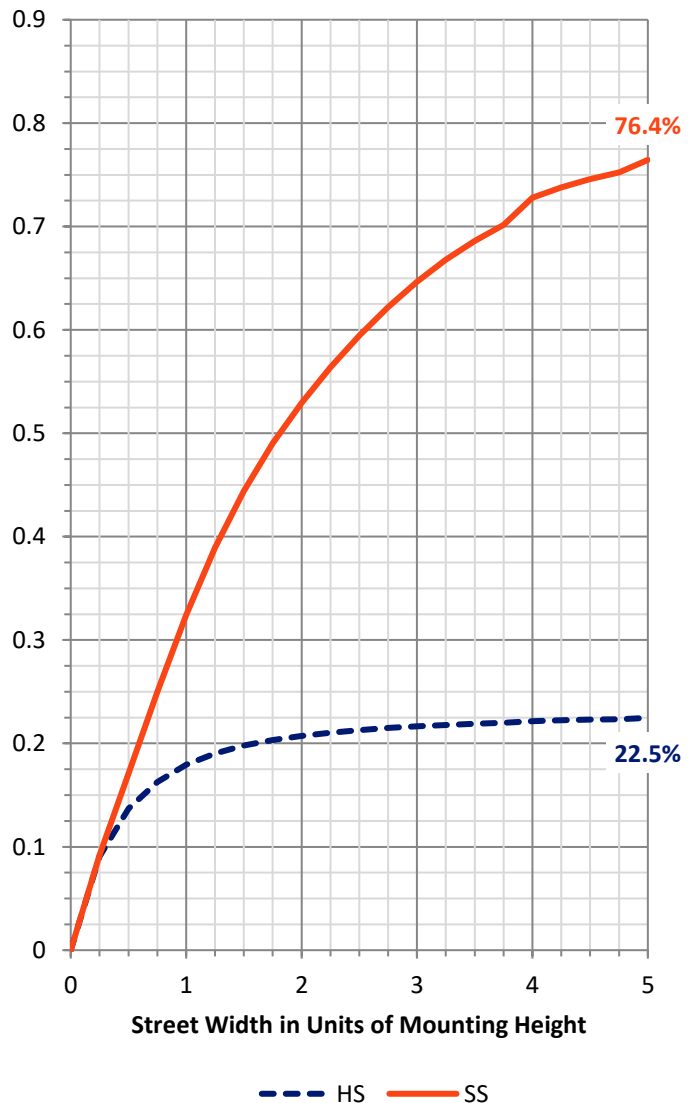
FLUX DISTRIBUTION:

		Downward	Upward	Total
House Side	Lumens	1622.5	0.0	1622.5
	% Fixture	23.0	0.0	23.0
Street Side	Lumens	5437.4	0.0	5437.4
	% Fixture	77.0	0.0	77.0
Total	Lumens	7060.0	0.0	7060.0
	% Fixture	100.0	0.0	100.0

Coefficient of Utilization

ZONAL LUMENS:

Zone	Lumens	% Fixture
0°-10°	92.2	1.3
10°-20°	267.5	3.8
20°-30°	443.9	6.3
30°-40°	658.0	9.3
40°-50°	948.7	13.4
50°-60°	1304.6	18.5
60°-70°	1611.5	22.8
70°-80°	1474.2	20.9
80°-90°	259.5	3.7
90°-100°	0.0	0.0
100°-110°	0.0	0.0
110°-120°	0.0	0.0
120°-130°	0.0	0.0
130°-140°	0.0	0.0
140°-150°	0.0	0.0
150°-160°	0.0	0.0
160°-170°	0.0	0.0
170°-180°	0.0	0.0
0°-90°	7060.0	100.0
0°-180°	7060.0	100.0

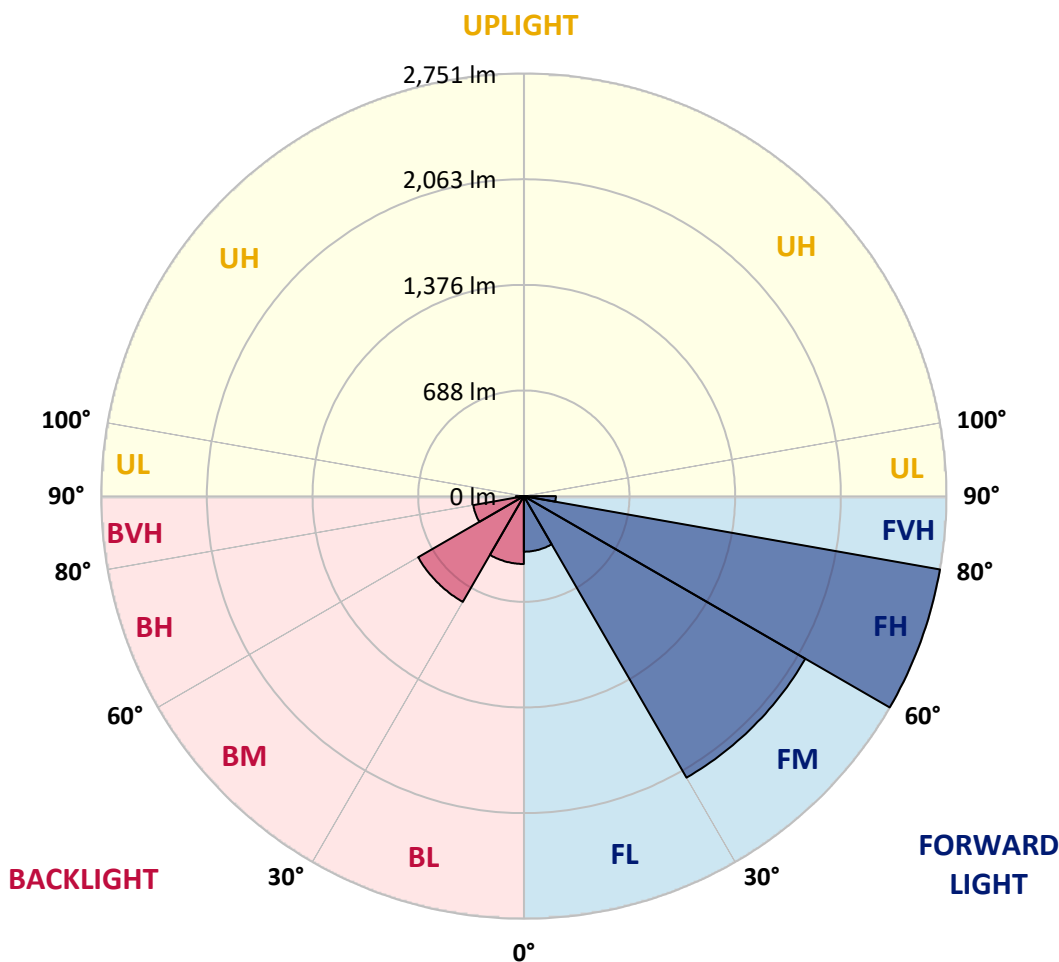


REPORT NUMBER: P675140
 CATALOG NUMBER: CCW-SA-2B-750-U-T4FT

LUMINAIRE CLASSIFICATION SYSTEM LUMEN TABLE AND BUG RATING:

Zone	Lumens	% Fixture	Zone Rating/Lumen Limit		
			B	U	G
FL (0°-30°)	361.9	5.1			
FM (30°-60°)	2116.1	30.0			
FH (60°-80°)	2751.1	39.0			G2/5000
FVH (80°-90°)	208.3	3.0			G2/225
BL (0°-30°)	441.6	6.3	B1/500		
BM (30°-60°)	795.1	11.3	B1/1000		
BH (60°-80°)	334.6	4.7	B1/500		G1/500
BVH (80°-90°)	51.2	0.7			G1/100
UL (90°-100°)	0.0	0.0		U0/0	
UH (100°-180°)	0.0	0.0		U0/0	

BUG Rating: B1-U0-G2
 Type IV Short





REPORT NUMBER: P675140
 CATALOG NUMBER: CCW-SA-2B-750-U-T4FT

CANDELA DISTRIBUTION (FULL):

	0°	5°	15°	25°	34°	35°	45°	55°	65°	75°	85°
0°	967.3	967.3	967.3	967.3	967.3	967.3	967.3	967.3	967.3	967.3	967.3
2.5°	876.3	868.5	876.3	881.5	881.5	881.5	889.3	912.7	928.3	938.7	956.9
5°	785.2	787.8	793.0	806.1	813.9	819.1	832.1	860.7	884.1	917.9	956.9
7.5°	704.6	709.8	717.6	730.6	748.8	746.2	774.8	813.9	858.1	902.3	959.5
10°	663.0	673.4	676.0	678.6	696.8	696.8	735.8	780.0	834.7	891.9	959.5
12.5°	670.8	670.8	663.0	660.4	670.8	668.2	702.0	754.0	813.9	894.5	969.9
15°	694.2	694.2	678.6	663.0	678.6	673.4	702.0	743.6	813.9	897.1	990.7
17.5°	725.4	728.0	709.8	683.8	689.0	691.6	712.4	751.4	813.9	902.3	1019.3
20°	787.8	774.8	746.2	704.6	722.8	715.0	746.2	780.0	829.5	923.1	1060.9
22.5°	842.5	842.5	787.8	751.4	754.0	754.0	782.6	811.3	852.9	951.7	1092.1
25°	930.9	925.7	858.1	803.5	808.7	811.3	826.9	860.7	891.9	967.3	1131.1
27.5°	1042.7	1029.7	962.1	899.7	878.9	886.7	894.5	920.5	928.3	993.3	1177.9
30°	1162.3	1144.1	1086.9	988.1	977.7	980.3	967.3	982.9	972.5	1034.9	1224.7
32.5°	1237.7	1237.7	1183.1	1110.3	1081.7	1081.7	1037.5	1047.9	1047.9	1073.9	1307.9
35°	1302.7	1297.5	1261.1	1206.5	1188.3	1177.9	1133.7	1149.3	1123.3	1149.3	1424.9
37.5°	1401.5	1385.9	1370.3	1333.9	1297.5	1289.7	1266.3	1276.7	1240.3	1227.3	1557.5
40°	1515.9	1508.1	1492.5	1476.9	1440.5	1437.9	1411.9	1422.3	1383.3	1333.9	1690.1
42.5°	1684.9	1661.5	1612.1	1599.1	1606.9	1617.3	1606.9	1588.7	1518.5	1456.1	1833.1
45°	1853.9	1817.5	1723.9	1703.1	1762.9	1755.1	1799.3	1791.5	1677.1	1578.3	1983.9
47.5°	1963.1	1931.9	1856.5	1843.5	1869.5	1879.9	2012.5	1989.1	1807.1	1690.1	2129.5
50°	2041.1	2043.7	1944.9	1978.7	2012.5	2012.5	2178.9	2176.3	1965.7	1827.9	2319.3
52.5°	2155.5	2119.1	2077.5	2108.7	2155.5	2181.5	2386.9	2329.7	2064.5	1944.9	2532.6
55°	2215.3	2199.7	2163.3	2217.9	2316.7	2329.7	2548.2	2504.0	2176.3	2082.7	2751.0
57.5°	2238.7	2251.7	2311.5	2334.9	2472.8	2506.6	2693.8	2631.4	2280.3	2254.3	2920.0
60°	2342.7	2324.5	2405.2	2498.8	2631.4	2649.6	2875.8	2740.6	2381.7	2366.1	2974.6
62.5°	2553.4	2506.6	2550.8	2662.6	2847.2	2870.6	3068.2	2886.2	2426.0	2441.6	2972.0
65°	2860.2	2826.4	2761.4	2849.8	3109.8	3143.6	3294.4	3011.0	2413.0	2415.6	2761.4
67.5°	3221.6	3167.0	3099.4	3154.0	3471.2	3549.2	3570.0	3065.6	2321.9	2269.9	2246.5
70°	3538.8	3502.4	3458.2	3551.8	3993.9	4022.5	3913.2	3031.8	2069.7	1822.7	1497.7
72.5°	3835.2	3817.0	3843.0	4194.1	4701.1	4719.3	4235.7	2818.6	1635.5	1105.1	696.8
75°	3858.6	3840.4	4019.9	4724.5	5587.8	5621.6	4435.9	2210.1	863.3	449.8	293.8
77.5°	2613.2	2667.8	3003.2	4136.9	5132.7	5140.5	3627.2	1027.1	356.2	265.2	205.4
80°	642.2	712.4	1131.1	2139.9	3460.8	3546.6	1986.5	345.8	234.0	202.8	153.4
82.5°	234.0	254.8	460.2	967.3	1944.9	1978.7	694.2	187.2	169.0	156.0	111.8
85°	111.8	114.4	218.4	475.8	982.9	972.5	249.6	111.8	122.2	106.6	67.6
87.5°	46.8	46.8	96.2	221.0	434.2	421.2	80.6	52.0	70.2	62.4	33.8
90°	0.0	0.0	0.0	0.0	0.0	0.0	0.0	0.0	0.0	0.0	0.0



REPORT NUMBER: P675140

CATALOG NUMBER: CCW-SA-2B-750-U-T4FT

CANDELA DISTRIBUTION (continued):

	90°	95°	105°	115°	125°	135°	145°	155°	165°	175°	180°
0°	967.3	967.3	967.3	967.3	967.3	967.3	967.3	967.3	967.3	967.3	967.3
2.5°	969.9	975.1	995.9	1011.5	1027.1	1040.1	1060.9	1060.9	1073.9	1073.9	1073.9
5°	967.3	995.9	1029.7	1066.1	1089.5	1112.9	1133.7	1136.3	1144.1	1154.5	1157.1
7.5°	977.7	1006.3	1060.9	1112.9	1141.5	1151.9	1177.9	1170.1	1170.1	1170.1	1177.9
10°	998.5	1029.7	1105.1	1151.9	1172.7	1175.3	1167.5	1162.3	1146.7	1141.5	1133.7
12.5°	1014.1	1068.7	1144.1	1180.5	1172.7	1164.9	1146.7	1120.7	1102.5	1097.3	1097.3
15°	1053.1	1107.7	1177.9	1190.9	1177.9	1136.3	1112.9	1084.3	1068.7	1045.3	1055.7
17.5°	1086.9	1149.3	1211.7	1196.1	1170.1	1105.1	1071.3	1029.7	1008.9	982.9	982.9
20°	1131.1	1188.3	1242.9	1201.3	1144.1	1073.9	1019.3	967.3	938.7	912.7	917.9
22.5°	1180.5	1232.5	1261.1	1180.5	1105.1	1024.5	949.1	899.7	863.3	847.7	852.9
25°	1219.5	1276.7	1271.5	1146.7	1058.3	962.1	878.9	832.1	824.3	808.7	808.7
27.5°	1268.9	1328.7	1263.7	1105.1	980.3	863.3	811.3	793.0	793.0	785.2	790.4
30°	1333.9	1375.5	1245.5	1045.3	881.5	774.8	748.8	759.2	777.4	769.6	772.2
32.5°	1440.5	1435.3	1229.9	977.7	777.4	689.0	707.2	728.0	743.6	751.4	756.6
35°	1544.5	1510.7	1211.7	886.7	681.2	647.4	663.0	686.4	715.0	722.8	725.4
37.5°	1648.5	1588.7	1180.5	774.8	621.4	611.0	626.6	639.6	663.0	668.2	673.4
40°	1757.7	1640.7	1125.9	665.6	572.0	572.0	582.4	585.0	598.0	605.8	611.0
42.5°	1853.9	1690.1	1027.1	564.2	520.0	538.2	540.8	535.6	525.2	530.4	533.0
45°	1970.9	1744.7	912.7	491.4	481.0	504.4	509.6	488.8	470.6	460.2	455.0
47.5°	2085.3	1801.9	813.9	431.6	444.6	481.0	481.0	457.6	426.4	400.4	390.0
50°	2189.3	1859.1	733.2	395.2	408.2	462.8	468.0	423.8	390.0	358.8	353.6
52.5°	2363.5	1955.3	650.0	366.6	387.4	449.8	447.2	408.2	364.0	330.2	327.6
55°	2517.0	2051.5	540.8	338.0	366.6	431.6	439.4	392.6	332.8	301.6	296.4
57.5°	2628.8	2074.9	431.6	309.4	345.8	410.8	421.2	361.4	312.0	286.0	283.4
60°	2649.6	1983.9	351.0	286.0	317.2	382.2	390.0	343.2	296.4	275.6	270.4
62.5°	2553.4	1809.7	299.0	265.2	293.8	353.6	369.2	322.4	280.8	262.6	260.0
65°	2334.9	1554.9	262.6	247.0	278.2	332.8	351.0	306.8	267.8	252.2	249.6
67.5°	1848.7	1193.5	234.0	234.0	257.4	312.0	338.0	296.4	254.8	244.4	241.8
70°	1209.1	717.6	213.2	215.8	241.8	293.8	322.4	283.4	239.2	236.6	231.4
72.5°	520.0	330.2	189.8	197.6	218.4	262.6	299.0	265.2	221.0	213.2	205.4
75°	239.2	200.2	171.6	176.8	195.0	231.4	270.4	244.4	205.4	192.4	184.6
77.5°	169.0	145.6	143.0	153.4	166.4	200.2	239.2	228.8	189.8	179.4	174.2
80°	124.8	111.8	119.6	130.0	137.8	184.6	226.2	210.6	174.2	158.6	150.8
82.5°	88.4	83.2	93.6	104.0	111.8	161.2	208.0	184.6	145.6	132.6	119.6
85°	52.0	54.6	65.0	70.2	78.0	119.6	174.2	148.2	111.8	85.8	83.2
87.5°	23.4	23.4	31.2	33.8	39.0	70.2	117.0	93.6	70.2	54.6	52.0
90°	0.0	0.0	0.0	0.0	0.0	0.0	0.0	0.0	0.0	0.0	0.0

(END OF REPORT)